

Thermostatic mixing valve

Art. 1562 – 1564



100% MADE IN ITALY

Function

Pintossi+C thermostatic mixing valve is designed for use in domestic water as well as heating systems.

The main function is to **maintain constant**, to a set value, **the mixed water temperature**, regardless of any variation of temperature and pressure of hot and cold water supply.

The thermostatic mixing valve is equipped with a temperature-sensitive element that detect the temperature of the mixed water. This sensor is directly in contact with the fluid, allowing an high precise measurement of the mixed water and grating and **high speed response** in case of temperature and pressure changes in the inlet hot and cold water.



An **anti-burn function** is provided by the valve, stopping the hot mixed water delivery in case of unexpected interruption of the inlet cold water supply, avoiding potentials burns. Thanks to this and anti-burning function the valve is particular indicated in public buildings like schools and hospitals for the presence of individuals at risk. This function stays activated only for set water mixed temperatures <50°C, beyond which it's disable.

An **anti-legionella function** allows the an-burn function by-pass, maintaining open the supply of hot water at high temperature, when the knob is set to the maximum opening and the inlet cold water supply is closed.



The valve can be installed in single or multi-fixture point of use like washbasin, shower, etc. as well as in hydronics applications.

The valve is suitable to be used with **drinking water** and made in accordance with Italian D.M. 174/2004.

Product range

Art. 1562	3/4"	Male thermostatic mixing valve
Art. 1564	1/2"	Pipe union thermostatic mixing valve
Art. 1564	3/4"	Pipe union thermostatic mixing valve

Technical specifications

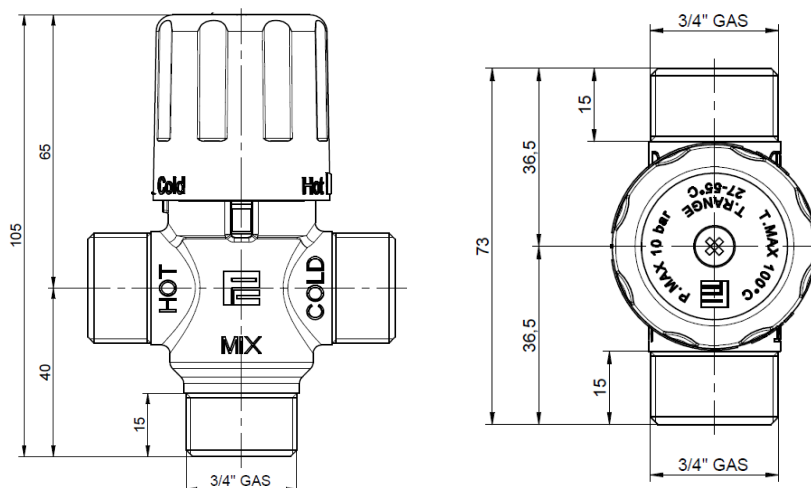
Fluids:	Water or glycol solutions
Max. glycole:	30%
Max. working temp.:	85°C
Max. working pressure:	10 bar
Mixed water range:	27°C – 55°C
Min cold inlet water temp.:	4°C
Max hot inlet water temp.:	85°C
Anti-legionella mixed temp. activation:	>50°C (set max opening)
Temp. stability:	+/- 3°C
Kv:	1,1

Materials

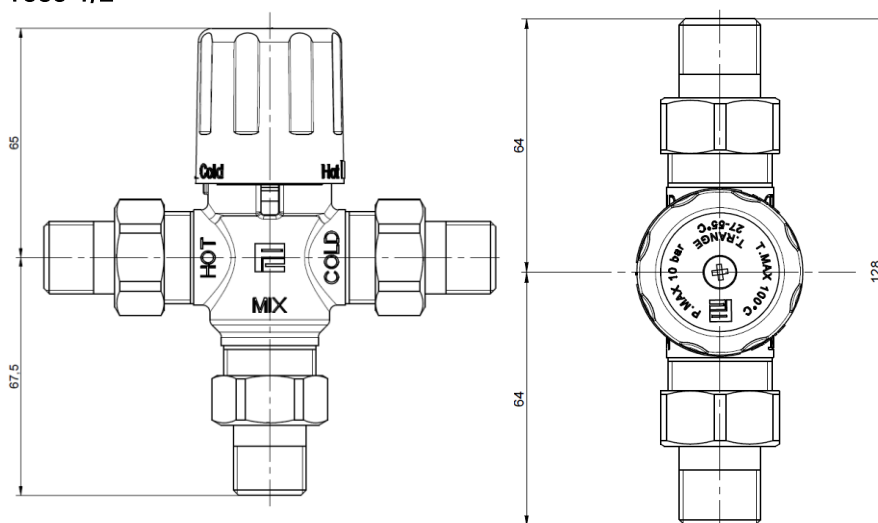
Body:	Brass CW617N
Thermostatic cartridge:	Plastic
Strainer:	Stainless steel – 450micron
Gaskets:	EPDM
Knob:	ABS (white)

Dimensions

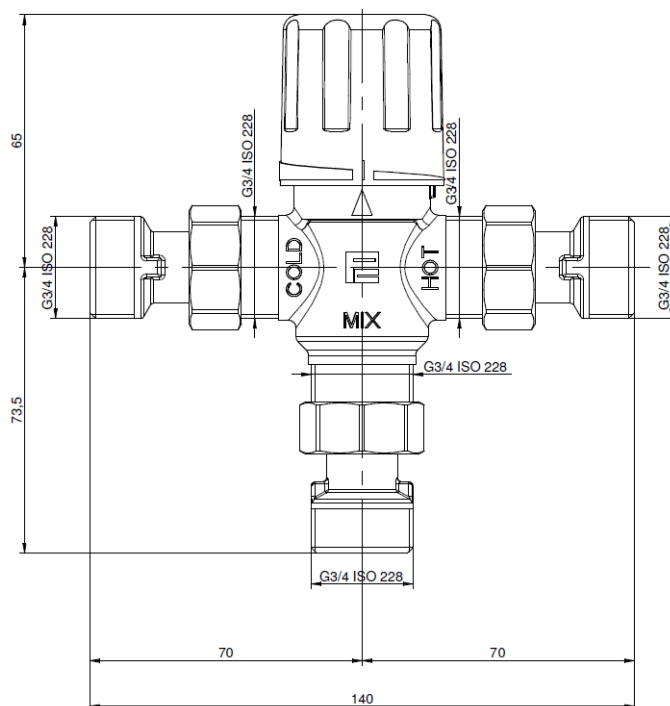
1561 3/4"



1563 1/2"



1563 3/4"



Circuit preparation

It's important to verify the systems conditions before proceeding with the installation of the thermostatic mixing valve in the circuit, like temperature and pressure, which must be aligned with those requested in the technical datasheet. Clean the pipes from any metallic debris and scaling. Besides it's important, for a correct functioning of the valve, that the air contained in the system is removed.

Is recommended to inspect the TMV at least once per year to verify it is operating correctly, especially in installations with poor or unknown water quality. For this reason, is recommended the use of strainers or to treat the water with suitable instruments.

The valve may be positioned in any orientation.

Installation

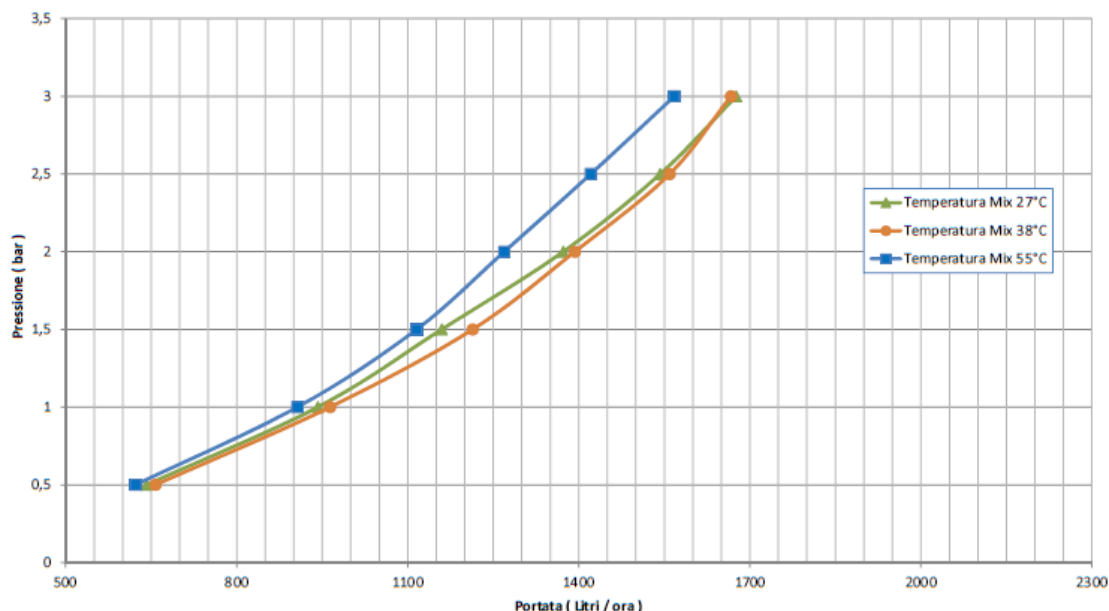
1. Ensure that each pipe ends are aligned with the valve.
2. Connect the hot water supply with the inlet marked HOT.
3. Connect the cold water supply with the inlet marked COLD.
4. Connect mixed water line to outlet marked MIX.
5. Fully tighten the threads with each connection.
6. Set the desired temperature output using the knob.
7. Turn the knob to increase or decrease the outlet temperature as needed.

Verify the correct mixed water temperature is being achieved.

Temperature setting

MARKING	MIN	RED LINE	MAX
TEMP.	27°C	38°C	55°C

Head loss



Accessories

Pintossi+C shut-off cock with swivel nut art.5018 (female thread) or 5553 (male thread) are available as spare part in order to facilitate the servicing and cleaning operations.

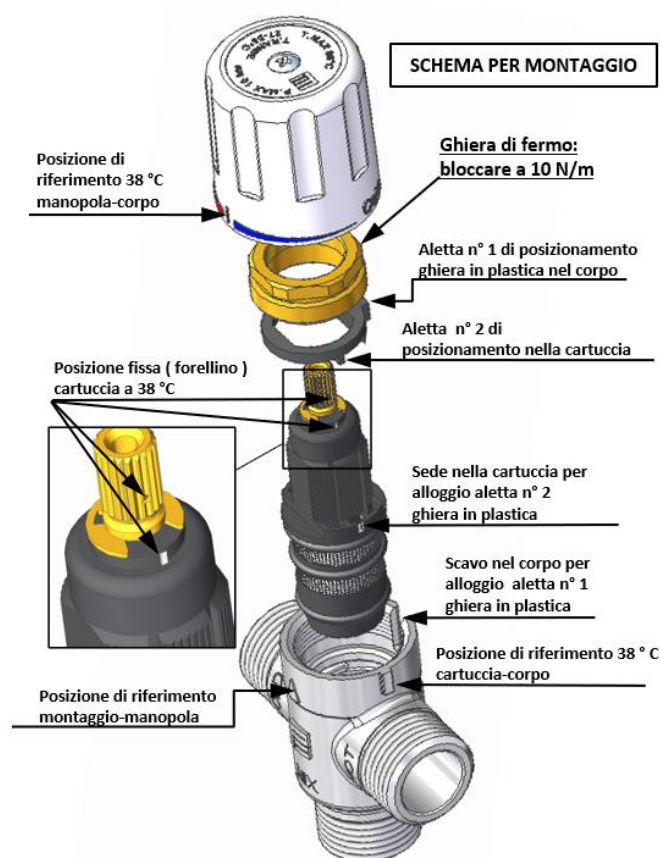
It is also advisable to install filters (art. 9023) on the inlet water connections, in order to retain impurities and dirt that could compromise the correct functioning of the valve.

Finally, in order to prevent unwanted backflows situations, it's necessary to install check valves.



Maintenance

To secure the perfect functioning of the thermostatic mixing valve and to prevent a decrease of the flow, it is essential that the internal strainer incorporated in the cartridge, retains its original filtering characteristics. Therefore it is recommended to check periodically the filter and clean it from dirt. The cleaning of the strainer may be facilitated by installing on the inlet connections of the valve shut off valves to close the flow. The cartridge removal must be done unscrewing the locking nut. After cleaning the cartridge, it must be repositioned inside the valve body following the instruction on the side picture in order not to modify the knob stroke which directly affects water mixing temperature.



Fluid characteristics

Reference standard for water treatments in heating systems is Norm UNI 8065:2019 which regulates the parameters that must be observed to avoid scale and corrosion phenomena.

In order to grant product warranty, the fluids characteristics must comply with the rules in force in the country of relevance or at least present features not less to the ones prescribed by the Norm UNI 8065:2019.

In particular, minimum standards necessary but not sufficient to control are the following:

Fluid aspect: Limpid

PH: Between 7 and 8

Iron (FE): < 0,5 mg/kg (< 0,1 mg/kg for steam)

Copper (CU): < 0,1 mg/kg (< 0,05 mg/kg for steam)

Antifreeze: Passivated Propylene Glycol

Conditioning: as indicated by the producer

In any case when using antifreeze and conditioning solutions, is required to control and verify the correct compatibility between these substances and the construction materials stated in Pintossi+C technical datasheet.